

INDIE HEALTH

Weight Scale

with Bluetooth 4.0

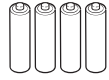
Model # 51-102



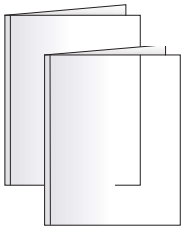
INSTRUCTION MANUAL ***ENGLISH AND SPANISH***

Please read this instruction manual
completely before operating this device.

STOP!
PLEASE ENSURE YOU HAVE ALL OF THE
FOLLOWING COMPONENTS BEFORE USING
YOUR WEIGHT SCALE



Four (4) AAA
Batteries



Instruction Manual

INTENTION FOR USE

This product is specially designed for body weight measurement for persons who are able to stand on the scale platform for medical purposes. It should never be used for verification of goods' weight. Personal weight results should be discussed with your physician or healthcare professional; this device is not intended to diagnose, treat or prevent an illness.

INDEX

Care & Safety Information.....	4
Introduction	6
Product Overview	6
Battery Installation.....	7
Mode Selection.....	7
Instructions for Use	8
Data Transmission	9
Care and Maintenance.....	10
Device & Label Symbols.....	10
Troubleshooting & Error Codes	11
FCC Information	12
Specifications	13
Warranty	14
Instrucciones en Español	15-28

Distributed by Indie Health
251 26th Street
Del Mar, CA 92014

Made in China

#93-1355 02/17
©2017 Indie Health

CARE & SAFETY INFORMATION

NOTE: Read all instructions carefully before use. The following basic precautions are needed when using an electrical product.

CAUTION: Failure to read and observe all precautions could result in personal injury or equipment damage.

SAFETY CAUTIONS AND WARNINGS

- Do not use on slippery floor such as some tiles or laminates
- Do not use with wet feet; feet should be completely dry before use
- Do not use near a cell phone or microwave oven
- Do not drop the scale; take care not to drop items onto the scale; do not jump onto the scale or while on the scale
- Always stand in the center of the scale; do not stand on the edges or allow feet to hang off the edge(s)

GENERAL CAUTIONS AND WARNINGS

- Do not use the unit if it has any damaged parts or if the top is cracked
- If any abnormality occurs, discontinue use until the unit has been examined and repaired
- Do not disassemble the unit or attempt to repair it; doing so may result in results error and will void manufacturer warranty
- Always follow local regulations for proper disposal of the digital scale and batteries
- Do not use this device simultaneously with other diagnostic monitoring equipment

OPERATING CAUTIONS AND WARNINGS

- Operation outside of stated operating temperature may result in measurement error or device malfunction; operation environment temperature is: 41°F – 104°F (5°C – 40°C); Humidity: ≤90%RH max
- Read and follow the Instructions For Use section of this manual for safe use of this device

STORAGE CAUTIONS AND WARNINGS

- Storage outside of stated storage temperature may result in measurement error or device malfunction; storage environment temperature is: -4°F – 140°F (-20°C – 60°C); Humidity: ≤90%RH max
- Avoid storage near water, moisture or excessive humidity
- Avoid storage in extreme temperatures, direct sunlight, dust or salt air
- Keep out of the reach of infants, children or incapacitated persons

CLEANING CAUTIONS AND WARNINGS

- Never immerse the unit in water to clean as it may damage the unit
- Follow the 'Cleaning and Maintenance' portion of this manual for instruction on how to clean and care for your scale

ATTENTION!

This manual is intended for instruction on operating this weight scale as a stand-alone measurement device.

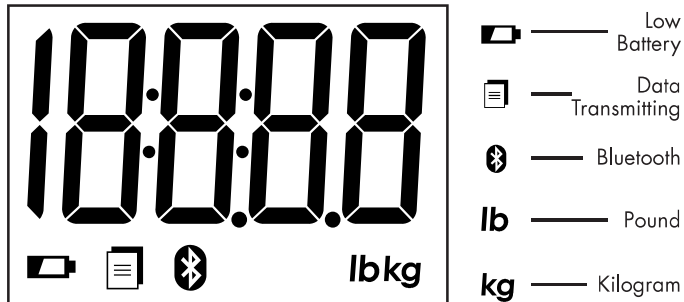
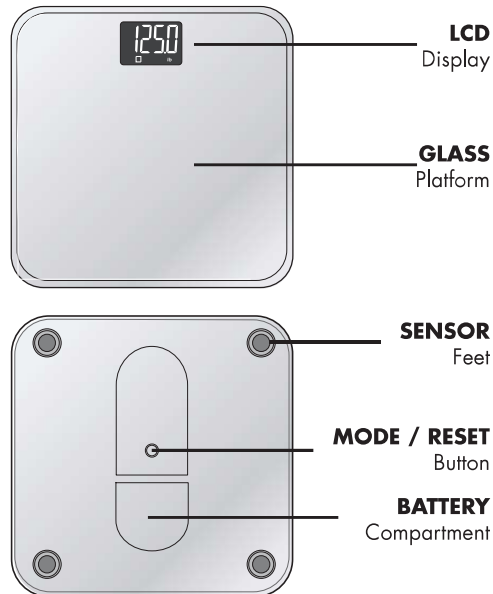
Your Weight Scale with Bluetooth **MAY HAVE** connectivity to a Smartphone App, Digital Alert Device, Hub or other Assistive Technology.

For instructions on how to connect your Weight Scale with Bluetooth with other devices, please consult the documentation that was provided with the device.

INTRODUCTION

Thank you for purchasing your Indie Health Weight Scale. Please read this instruction manual completely before using your unit to ensure safe and effective use, as well as long life of the product.

PRODUCT OVERVIEW

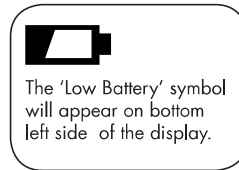


DETAILS OF THE DIGITAL DISPLAY SCREEN AND INTERPRETATION OF THE SYMBOLS ARE INCLUDED THROUGHOUT THIS MANUAL.

BATTERY INSTALLATION

This unit requires 4 AAA batteries.

It is necessary to replace the batteries when the "Low Battery" symbol appears on the display or when the display does not turn on when being activated by stepping on the scale.

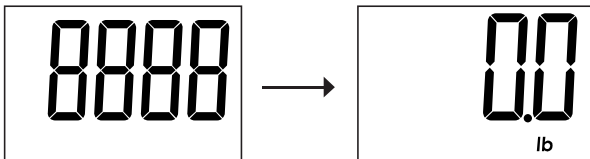


The battery compartment is located on the underside of this scale.



1. Depress the clip on the battery compartment cover and remove the cover.
2. Insert or replace 4 AAA batteries into the battery compartment, ensuring to match the indicated polarity symbols. Always use new batteries.
3. Replace the battery cover.
4. Dispose of batteries according to local disposal and recycling regulations.

It is recommended to remove the batteries if the unit will not be used for an extended period of time.



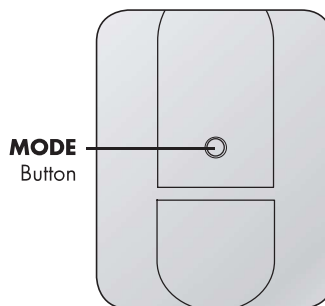
When batteries are first installed, the display will briefly show all 8s.

When the display shows 0.0, it is ready for measurement.

MODE SELECTION — POUND (LB) OR KILOGRAM (KG)

This scale will automatically default to pound (LB) unit of measure.

1. To change the unit of measure mode, press the MODE button on the back side of the monitor.
2. The display will alternate between 'lb' and 'kg'.
3. When the desired unit of measure is shown, release the button. The unit of measure mode is now set.



INSTRUCTIONS FOR USE

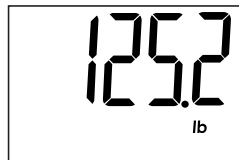
SENSE ON Technology—The Digital Scale will automatically turn on when you step onto the scale. It is not necessary to turn the unit ON/OFF.



FOR BEST RESULTS:

- Weigh yourself before eating
- Weigh yourself at the same time of day; ideally in the mornings after using the bathroom
- Weigh yourself naked or in minimal clothing
- The Digital Scale should be used on a flat, hard surface
- Use on soft surfaces such as carpeting may affect the accuracy of your results
- Remain still; do not hold onto or lean on anything

SIMPLE STEP INSTRUCTIONS:

1. Step onto the scale. Stand still with your feet evenly planted on the scale surface, which will result in a more even weight distribution and more accurate results.
2. Stand still and keep full contact with the scale surface.
3. Allow the scale several seconds to calculate the final results; you will notice the numbers fluctuate multiple times before the true weight is reached and the 'lb' or 'kg' symbol will flash. Take care not to move or shift during measurement.
4. The results will show on the display in the selected mode – lb or kg.
If the scale is paired with a smart device and the Bluetooth is ON, the scale will process the data transmission automatically and the Bluetooth symbol will flash. See the Data Transmission section of this manual for more information.
5. The digital scale will turn off after approximately 10 seconds.



	The Bluetooth symbol will be solid to indicate a successful connection.
	The Data Transmitting symbol will disappear after successful transfer; if the transmission failed, the symbol will remain on the display.

DATA TRANSMISSION

With the advanced Bluetooth 4.0 technology applied, the mobile or portable equipment, which are equipped with Bluetooth function in line with BLE Technical Specifications as well as BLP Protocol established by global organization Bluetooth SIG, are capable to receive your personal health data.

When both the Weight Scale App and Bluetooth are ON, the scale will transmit measurement data to your mobile device via Bluetooth.

If the stored measurements are not transmitted, when you recall the memory, the Bluetooth icon blinks. Please turn on the app and Bluetooth, the data will be transmitted. The Bluetooth icon will disappear when the data is transmitted.

Bluetooth Module No.: AW51822

RF Frequency Range: 2402 MHz to 2480 MHz

Output Power Range: 0dBm

Supply Voltage: 3.3~3.6 V

Transmitting Distance: 10 meters

CAUTION

Interference may occur in the vicinity of equipment marked with the following symbol: 

Sensitive people, including pregnant women pre-eclamptic and those who implanted medical electronic instruments, should avoid using the unit whenever possible.

Keep the monitor at least 20 centimeters away from the human body (especially the head) when the data transmission is proceeding after measurement.

To enable the data transmission function, this product should be paired to Bluetooth end at 2.4 GHz.

How to mitigate possible interference?

1. The range between the device and BT end should be reasonably close, from 1 meter to 10 meters. Please ensure no obstacles between the device and BT end so as to obtain quality connection and to lower the RF output range.
2. To avoid interference, other electronic devices (particularly those with wireless transmission / Transmitter) should be kept at least 1 meter away from the monitor.





CARE & MAINTENANCE

Use common sense caution when cleaning an electronic device.




- The scale may be dusted with a soft cloth, or wiped down with a damp cloth.
- Always dry the scale top after cleaning.
- Never get excessively wet or submerge the scale in water.
- Never use propellant, abrasive or other chemicals on the scale.
- Do not disassemble this device; doing so may void the manufacturer's warranty.
- Follow the Operating and Storage Temperature ranges as indicated in the Specifications section of this manual.
- Follow the indicated weight range capacity; weight in excess of the stated range may damage the unit.
- It is recommended that the batteries be removed if the scale will not be used for an extended period of time.

DEVICE & LABEL SYMBOLS

These symbols may appear on your device, instructions or packaging and may vary by make and model.

Symbol	Meaning
	Read This Manual—All included manuals should be read prior to first use
	Warning—Symbol indicates a warning, prohibition or mandatory action that mitigates a risk that is not necessarily obvious to the device operator
	Environment Protection—dispose of this product properly; consult with your local recycling ordinances for proper recycling and disposal
	Keep Dry—This device should be kept dry; never submerge the unit or cuff. Consult with the Care and Maintenance section of this manual for information on cleaning your monitor

TROUBLESHOOTING & ERROR CODES

ERROR	DESCRIPTION	SOLUTION
	Overload / too much weight is on the scale. The unit will shut off.	This scale is not suitable for weight in excess of 203 kg / 447.6 lbs; cease using this scale
	Low battery	Replace all four (4) AAA batteries with new batteries
	Data upload has failed	Ensure your smart device Bluetooth is on; attempt to sync your results again

PROBLEM	DESCRIPTION	SOLUTION
Blank LCD display with the device is powered on	Batteries are not installed or installed incorrectly; batteries are depleted.	Install 4 AAA batteries if not already installed; check the polarity of the batteries; install new batteries
The scale activates but shuts off immediately	Batteries are low	Replace all four (4) AAA batteries with new batteries
Data upload has failed	Out of range of Bluetooth transmission	Place your smart device closer to the scale
	Bluetooth on your smart device is off	Turn on Bluetooth on the smart device
	App is off	Select the App on your smart device to active it

IMPORTANT INFORMATION REQUIRED BY THE FCC

This device complies with Part 15 of the FCC Rules. Operation is subject to the following two conditions: (1) this device may not cause harmful interference; and (2) this device must accept any interference received, including interference that may cause undesirable operation.

NOTE: This equipment has been tested and found to comply with the limits for a Class B digital device, pursuant to Part 15 of the FCC Rules. These limits are designed to provide reasonable protection against harmful interference in a residential installation. This equipment generates, uses, and can radiate radio frequency energy, and if not installed and used in accordance with the instructions, may cause harmful interference to radio communications. However, there is no guarantee that interference will not occur in a particular installation. If this equipment does cause harmful interference to radio or television reception, which can be determined by turning the equipment off and on, the user is encouraged to try to correct the interference by one or more of the following measures:

- Reorient or relocate the receiving antenna.
- Increase the separation between the equipment and receiver.
- Connect the equipment into an outlet on a circuit different from that to which the receiver is connected.
- Consult the dealer or an experienced radio/TV technician for help.

CAUTION: Changes or modifications not expressly approved by the party responsible for compliance could void the user's authority to operate the equipment.

SPECIFICATIONS

Name	Weight Scale with Bluetooth 4.0
Model Number	51-102
Display System	Digital display/LCD, 74x53mm
Scale Dimensions	12-1/2" x 12-1/2" x 9/10" / 321 x 321 x 27.2 mm
Scale Weight	4.4 lbs./1.98 kg (without batteries)
Measuring Unit	Pound (lb) / Kilogram (kg)
Measuring Range	11 lb – 447.6 lb / 5 kg – 203 kg
Division	0.2 lb; 0.1 kg
Accuracy	50 kg: ±0.3kg 100 kg: ±0.4 kg 150 kg: ±0.5 kg 200 kg: ±0.7kg
Operating Environment	Temperature 41°F – 104°F (5°C – 40°C); Humidity ≤90% RH max; Atmospheric pressure 86 kPa – 106 kPa
Storage Environment	Temperature -4°F – 140°F (-20°C – 60°C); Humidity ≤90% RH max; Atmospheric pressure 50 kPa – 106 kPa
Power Source	6VDC 4AAA Batteries
Auto-On	SenseOn Technology
Auto-Off	After 10 seconds of non-use
Mode of Operation	Continuous Operation
Accessories	Instruction Manual; Four (4) AAA Batteries

Specifications are subject to change without notice

ONE-YEAR LIMITED WARRANTY

Congratulations on your purchase of a Weight Scale. Your Weight Scale is covered by the following limited warranty commencing upon the date of purchase, and subject to the following terms and conditions:

The Warrantor warrants that its Weight Scale will be free from defects in materials and workmanship under normal consumer usage for a period of one year for the original purchaser of the product.

Periodic maintenance, repair and replacement of parts due to normal wear and tear are excluded from coverage. Defects or damage that result from: (a) improper operation, storage, misuse or abuse, accident or neglect, such as physical damage (cracks, scratches, etc.) to the surface of the product resulting from misuse; (b) contact with liquid, water, rain, extreme humidity or heavy perspiration, sand, dirt or the like, extreme heat, or food; (c) use of the Weight Scale for commercial purposes or subjecting the Weight Scale to abnormal usage or conditions; or (d) other acts which are not the fault of the Warrantor, are excluded from coverage. This warranty does not cover batteries or other power sources that may be provided with, or used with the Weight Scale.

If the Weight Scale fails to conform to this limited warranty, return the Weight Scale postage prepaid to: **Attn: Repair Department, 1175 Lakeside Drive, Gurnee, IL, 60031**. When returning a product, please also include: (i) a copy of your receipt, bill of sale or other comparable proof of purchase; (ii) a written description of the problem; and (iii) your name, address and telephone number. Carefully package the product to avoid any damage that may occur while in transit; shipping insurance with returned receipt is recommended. At our option, the Warrantor will repair or replace the unit found to be defective in materials or workmanship under normal consumer usage. The purchaser will be notified of any additional repairs required prior to completing the repair, and will be responsible for parts charges, if any, and repair charges not covered by this limited warranty.

EXCEPT AS PROVIDED FOR IN THIS LIMITED WARRANTY, ALL EXPRESS AND IMPLIED WARRANTIES AND CONDITIONS ARE DISCLAIMED, INCLUDING WITHOUT LIMITATION THE IMPLIED WARRANTIES OF MERCHANTABILITY AND FITNESS FOR A PARTICULAR PURPOSE. THE REPAIR OR REPLACEMENT AS PROVIDED UNDER THIS LIMITED WARRANTY IS THE EXCLUSIVE REMEDY OF THE CONSUMER, AND IS PROVIDED IN LIEU OF ALL OTHER WARRANTIES, EXPRESS OR IMPLIED. IN NO EVENT SHALL THE WARRANTOR BE LIABLE, WHETHER IN CONTRACT OR TORT (INCLUDING NEGLIGENCE) FOR DAMAGES IN EXCESS OF THE PURCHASE PRICE OF THE PRODUCT, OR FOR ANY INDIRECT, INCIDENTAL, SPECIAL OR CONSEQUENTIAL DAMAGES OF ANY KIND, OR FOR DAMAGES TO, OR LOSS OF, OTHER PROPERTY OR EQUIPMENT OR PERSONAL INJURIES TO THE FULL EXTENT THESE DAMAGES MAY BE DISCLAIMED BY LAW.

Some states and jurisdictions do not allow the limitation or exclusion of incidental or consequential damages, or limitation on the length of an implied warranty, so the above limitations or exclusions may not apply to you. This warranty gives you specific legal rights, and you may also have other rights that vary from state to state or from one jurisdiction to another.